




John Wesley Convent, Rohtak


Summer Vacation Home Work (2023-24)

Class: IV




Hurrah!

Break Time.....



General Instructions:

- Do your holiday homework in a very neat and tidy manner.
- Do the written work in a separate Notebook.
- Parents should converse most of the time in English with their wards.
- The submission date for the homework for English & Maths is **03/07/2023**.
- The submission date for the homework for Hindi & Science is **04/07/2023**.
- The submission date for the homework for Social Science & Art & Craft is **05/07/2023**.
- The submission date for the homework of IT & GK is **06/07/2023**.



English :

- Read & Revise the following chapters with complete textual exercises from the Student book.
Chapter -2 (Wind Chime)
Chapter -3 (The Snake Boat Races of Kerala)
- Find at least five Homophones from Chapter -3 the Student Book and make sentences with these Homophones in your holiday homework notebook.
- Choose one State or Union Territory and find out about the festival or event that is celebrated there. Create a scrapbook with all the information. Refer to Page No. 60 of the Student book.
(Roll No.1-14)
- Speak to your parents about four to five sacred rituals that are held in your family or community. Write about the rituals on a half chart or in a scrapbook. Paste pictures of the ceremony being performed to make your presentation colourful and attractive. (Roll No. 15 onwards)

English Conversation :

- Watch the given 6 English movies and listen to the dialogues carefully and try to speak nicely any five dialogues of your favourite character/s and make a voice recording for the same on your phone later to be sent to your conversation teacher giving your introduction (Name, Class, Roll No.) in the recording only and write at least 5 adjectives for each character.

Name of movies :

- * Bambi
- * Marry Poppins
- * Annie
- * Heidi
- * The Iron Giant
- * The Sound of Music

Hindi

1. दस सुलेख अपनी ग्रीष्म कालीन गृहकार्य पुस्तिका में लिखिए।
2. पाठ 2 (भोलू चला दुनिया घूमने), पाठ 3 (कंकड़ -कंकड़ ताल भर जाता), पाठ 4 (आओ! चलें घूम लें हम भी) अभ्यास सहित याद कीजिए।
3. पाठ्यपुस्तिका पेज 30 पर दिया गया क्रियाकलाप पूर्ण कीजिए।
4. हमारे देश के प्रमुख त्योहारों के नाम लिखिए व अपने किसी मनपसंद त्योहार पर अनुच्छेद ग्रीष्म कालीन गृहकार्य पुस्तिका में लिखिए।
5. क) 'भोलू चला दुनिया घूमने' कविता में से अनुस्वार व अनुनासिक शब्द छांटकर A4 शीट पर लिखिए। (रोल न० 1-10)
ख) कंकड़- कंकड़ ताल भर जाता पाठ में से सर्वनाम शब्द A4 शीट पर लिखिए। (रोल न० 11-20)
ग) आओ! चलें घूम लें हम भीकविता में से संज्ञा शब्द छांटकर A4 शीट पर लिखिए। (रोल न० 21-30)

MATHS

- * Practice the given chapters in Practice Notebook from the Student Book and Workbook.
Chapter -1 (Place Value of Greater Numbers)
Chapter-2 (Addition and Subtraction)
- * Learn and Write Tables up to 20 in your Practice Notebook (twice)
- * Do the live Worksheets based on the above chapters. The link will be provided through the broadcast group. Take the screenshot after generating your score and send it to your Class Teacher.

Model work

- a) Make a foldable model of fraction (Roll No.1-8)
<https://youtu.be/MoV4pkEOTs0>
- b) Make model of 2D and 3D geometrical shapes (Roll No.9-16)
<https://youtube.com/shorts/QUY2ev6gdNw?feature=share>
- c) Make a wheel of Roman numerals (Roll No.17-20)
<https://youtu.be/BvMNX3kBl0Q>
- d) Make wheel of predecessor and successor (Roll No. 21 onwards)
<https://youtu.be/3vbm-rah8AY>

The same links will be sent to your class broadcast group also for your quick access.

Art Integration

- * Make a chart (A3 size) showing the following details about Haryana and Manipur (tabular form) on the basis of :
 - a) Number of districts
 - b) Area
 - c) Literacy rate

SCIENCE

- * Draw a poster on Saving Our Earth or Reduce, Reuse and Recycle on an A4 size sheet.
(Roll No. 1 - 12)
- * Make your own Pulley (such as Window, Curtains, Fishing Rod, Cranes, or Well) or any other simple machine with the things that are available at home. Think and choose items that you can use.
(Roll No. 13 onwards)
- * Read the following chapters from Student Book and learn Book Exercises and Question Answers.
Chapter 1- Matter
Chapter 2- Reproduction in Plants
Chapter 3- Classification of Animals

SOCIAL SCIENCE

A) Read the following chapters from Student Book and learn all the exercises from Student Book and Work Book

Chapter -1 Globes and Maps

Chapter 2 My India

Chapter-3 India: Physical Features Part -1

B) Draw an attractive diagram on a half Chart according to your Roll No.

* Various Dance forms (Page No.57 of Student Book) (Roll No. 1 to 15)

* Musical Instruments (Page No. 58 of Student Book) (Roll No.15 onwards)

C) Model

1. Prepare a model of a beach or a desert using cardboard, sand and glue (Roll No. 1 to 15)
2. Prepare a model of Globe. (refer to the Student Book Page No. 11) (Roll No .15 onwards)

D) Write 5 Multiple Choice Questions from each chapter mentioned in Part A

E) Map Work

1. Mark the States and Union Territories of India on the political map of India.
2. Mark the neighbouring countries of India and water bodies on the physical map of India.
3. Mark the states that lie in the Western Coastal Plains and Eastern Coastal Plains, on a political map of India.

Paste these in your Social Science Note Book.

IT

1) Learn the following chapters with assignments

Chapter -1 Computer -Its Classification

Chapter-2 Computer - Inside the System Unit

2) Make a chart on the following topic according to your Roll No.

Cyber safety

(Roll No.1-15)

Logos of Social media (Facebook, Instagram etc.) (Any 6)

(Roll No.16 onwards)

3) Prepare a Project Report using a printout collage in “MS Word” on the Topic: “Compare Food/Cuisines of Haryana and Manipur

GK

Learn these topics from Notebook

- a) National Symbols
- b) States and Capitals
- c) Indian States and Specialties
- d) Sports and Number of Players

2) Write 20 Current Affairs of May and June in the holiday homework notebook.

3) Chart Work

- * Paste pictures of 5 Sports personalities of India on a half chart. (Roll No. 1 to 15)
- * Paste pictures of different festivals of India on a half chart (Roll No. 16 onwards)

ART AND CRAFT

- Make a beautiful Father's Day bouquet.

<https://www.facebook.com/reel/3360556370876849?mibextid=S2eJsg&s=chYV2B&fs=e>

- Make a beautiful flower pot.

<https://www.instagram.com/p/CsEMZMat1Yt/?igshid=MzA0OGM2MjU4Zg==>

- Make a beautiful Adverb Tags (paper craft) book Page No .9

- Make a beautiful लिंगो की चिल book Page No.30

- Make a उल्लू का मुखौटा book Page No.17

The same links will be sent to your class broadcast group also for your quick access.