




# John Wesley Convent, Rohtak


Summer Vacation Home Work (2024-25)

Class: VII




**Hurrah!**

**Break Time.....**



## General Instructions:

- Do your holidays homework in a very neat and tidy manner.
- Do the written work in a separate Notebook.
- Parents should converse most of the time in English with their wards.
- The submission date for the homework for English & Maths is **04/07/2024**.
- The submission date for the homework for Hindi & Science is **05/07/2024**.
- The submission date for the homework for Social Science & Art & Craft is **06/07/2024**.
- The submission date for the homework of IT & GK is **06/07/2024**.



## English

### Project Work

- Creative Writing: Create a magazine that Include short stories, poems, and essay, You could also have a section for writing prompts and tips for aspiring writers also. Do this work on Coloured A4 Size sheets and create your own magazine by drawing beautiful cover page.( Roll no 1 to 10).
- Travel Album: Write articles about imaginary or real travel destinations inspired by literature. You could include travel tips, cultural insights, pictures and even recipes from different regions. Do this work on A4 Size sheets. Create your own album and make beautiful cover page to attract the reader( Roll no 11 to 20).
- Word of the Day Calendar: Create a calendar featuring a new word along with its definition, pronunciation, and an example sentence. You could also include synonyms, antonyms, and tips on how to use the word effectively. Do this work on A4 Size sheets and create your own vocabulary calendar( Roll no 21 to 30).
- Gratitude Journal Album: Craft an album that serves as a visual gratitude journal, where you reflect on the things you're thankful for in your life. Include photographs, quotes, and handwritten notes expressing gratitude for moments, people, and experiences that bring joy and meaning to your life.( Roll no 31 Onwards).

### Assignment Work

Do the Assignment on Parts of Speech, Subject Verb Agreement, Simple Present and Present Continuous Tense given along with your homework. Paste or Write those Assignment in your Competitive Notebook

### Revision Work

- Learn Unit 2 chapter-1( Those Six Days), Unit 2 chapter-2( Around The World in Eighty Days). Read chapters thoroughly and underline all parts of Speech in both the chapter.

- Write a diary entry Reflecting on a mistake you made and what you learned from it. Do this work in your English Literature Notebook.

## Hindi

निर्देश: समस्त परियोजना कार्य दिए गए निर्देश अनुसार ही कीजिए। कार्य प्रारंभ करने से पहले ग्रीष्मावकाश । गृहकार्य 2024-25 अवश्य लिखिए, विद्यालय का नाम एवम् अनुक्रमणिका (इंडेक्स) बनाइए।

### कार्य और निर्देश:

- मेरी व्याकरण पुस्तक (सभी विद्यार्थियों के लिए अनिवार्य है)  
\*अनुच्छेद लेखन (अनुक्रमांक 1 से 10 तक)
- बाल महाभारत (अनुक्रमांक 11 से 20)
- शब्दकोश (अनुक्रमांक 21 से 30)
- कविता लेखन (अनुक्रमांक 31 से अन्तिम)

आवश्यक सामग्री: कॉपी, जेल पेन, रंगीन पेंसिल व रंग, स्केच पेन, डिजाइनर शीट्स/प्लेन A 4 शीट, फाइल।

- प्रतिदिन समाचार पत्र पढ़िए।
- व्याकरण पुष्प पुस्तक से पहले 15 पर्यायवाची शब्द, 15 अनेकार्थक शब्द, 15 विलोम शब्द, 15 एकार्थी प्रतीत होने वाले शब्द , 15 अनेक शब्दों के लिए एक शब्द, 10 उपसर्ग शब्दों से अपनी स्वयं द्वारा बनाई गई मेरी व्याकरण नाम से पुस्तक तैयार कीजिए।
- जल ही जीवन है, किसान, सत्संगति विषय पर चित्र सहित अनुच्छेद लिखिए।  
(अनुक्रमांक 1 से 10)
- बाल महाभारत में किन्ही दो चरित्र (व्यक्तियों) के विषय में चित्र सहित बताइए जिन्होंने आपको प्रभावित किया है। (A 4 sheet पर) (अनुक्रमांक 11 से 20)
- क से थ तक सभी वर्णों पर आधारित एक शब्दकोश बनाएं तथा प्रत्येक वर्ण से पांच नवीन शब्द चित्र सहित लिखिए। (अनुक्रमांक 21 से 30 तक)
- कविता (कठपुतली) को 'A 4 sheets पर सुंदर अक्षरों में चित्रों सहित लिखिए । (अनुक्रमांक 31 से अन्तिम)

### नोट:

- सभी विद्यार्थी वसंत पाठ तीन कठपुतली , पाठ 4 मिठाईवाला और व्याकरण कार्य का दोहरान कीजिए कीजिए ।
- बाल महाभारत पाठ 1 से 20 तक पढ़िए

## Sanskrit

1. कक्षा कक्ष में करवाया गया कार्य पाठ- 3 स्वावलम्बनम् , पाठ-4 पण्डिता रमाबाई याद कीजिए।
2. संस्कृत व्याकरण- धातुरूप चर् लट्, लृट् और लङ् लकार :, शब्दरूप - मति (इकारान्त स्त्रीलिङ्ग) व एतत् (पुल्लिङ्ग) , संख्यावाचक शब्दाः (1 से 75) व अवकाशार्थ प्रार्थनापत्र याद कीजिए।
3. संस्कृत भाषा के उच्चारण - सुधार हेतु संस्कृत पाठ्यपुस्तक 'रुचिरा द्वितीयो भागः' का प्रतिदिन एक पेज पढ़िए।
4. दिए गए उपविषयों पर अनुक्रमांक के अनुसार कार्य कीजिए:
  - अनुक्रमांक 1 से 13 -जीवन उपयोगी दो श्लोक अर्थ सहित A3 शीट पर लिखकर याद कीजिए ।
  - अनुक्रमांक. 1 3से 26 - नैतिक मूल्यों पर आधारित दो श्लोक अर्थ सहितA3 शीट पर लिखकर याद कीजिए।
  - अनुक्रमांक 27 से अन्तिम - विद्या की महिमा से संबंधित दो श्लोक अर्थ सहितA3 शीट पर लिखकर याद कीजिए ।

## Maths

### Practice Work

1. Revise the following chapters with the help of workbook in practice notebook:  
Chapter 1 (Integers)  
Chapter 2 (Fractions and Decimals)  
Chapter 4( Simple Equations)
2. Do practice of Chapter -1 and Chapter - 4 from Workbook in practice notebook.
3. Read chapter -5 Lines and Angles and write 10 important definitions in practice notebook.
4. Write and learn Tables up to 20 in Practice notebook at least 2 times.

### Project Work

1. Prepare a working model on addition and subtraction of integers.(Roll no 1-10)
2. Prepare a robot using 2D and 3D shapes.(Roll no 11 to 20)
3. Prepare a model on Fractions (Roll no 20-30)
4. Prepare a model on Lines and Angles ( Roll no 30 onwards).

## Science

1. Revise syllabus done till date  
Ch-1 (Nutrition in Plants )  
Ch-2 (Nutrition in Animals)  
Ch-4 (Heat )

## 2. Project Work:

- Roll No (1 to 5)- Cell Model: Build a 3D model of a plant or animal cell using materials such as clay, Styrofoam, or play dough. Students can label the different organelles and structures within the cell and explain their functions.
- Roll No (6 to 10)-Water Filtration System: Create a model of a water filtration system to demonstrate how water can be purified? Students can build a simple filtration device using materials like sand, gravel, charcoal, and cloth to remove impurities from contaminated water.
- Roll No (11 to 15)- Rube Goldberg Machine: Design and build a Rube Goldberg machine—a complex contraption that performs a simple task through a series of chain reactions. Students can incorporate principles of physics and engineering to create their machines.
- Roll No (16 to 20)- Electricity Generation Model: Construct a model demonstrating how electricity is generated using renewable energy sources such as solar panels, wind turbines, or hydroelectric dams. Students can explore the process of energy conversion and the environmental benefits of renewable energy.
- Roll No (21 to 25)-Weather Balloon Experiment: Conduct a weather balloon experiment to measure atmospheric conditions such as temperature, pressure, and humidity at different altitudes. Students can design and launch a balloon equipped with sensors and instruments to collect data.
- Roll No (26 to 30)- Model of the Human Respiratory System: Build a model of the human respiratory system to demonstrate how air is breathed in and out of the body. Students can create a working model of the lungs and diaphragm to show how breathing occurs.
- Roll No (31 to 35)-Hydraulic Arm Project: Construct a hydraulic arm using syringes, tubes, and water to demonstrate the principles of hydraulics. Students can design and build a functioning arm that can lift and manipulate objects using hydraulic pressure.
- Roll No (36 onwards)-Model of the Water Cycle: Create a model illustrating the water cycle, including processes such as evaporation, condensation, precipitation, and runoff. Students can use materials like cotton balls, sponges, and containers of water to represent different stages of the water cycle.

## Social Science

1. Revise the whole syllabus covered till now

## Geography:

- Chapter -1 Environment
- Chapter -2 Inside Our Earth

## History:

- Chapter -1 Tracing Changes through a Thousand Years

## Civics:

- Chapter -1 On Equality
- Chapter -2 Role of the Government in Health

2. Read the Chapters thoroughly and find out 5-5 MCQs from each Chapter.

3. Make a chart comparing the Role of Private & Public Sector in providing Health Services in India.

OR

The mid day meal scheme is one government scheme aimed at ensuring Equality . Find out two more schemes launched by government and write about them on chart.

4. Make a folder with the cover page, index, acknowledgement , main project and bibliography . (Minimum 8 pages) Or Make it on a chart on :
  - LAKSHADWEEP ISLAND
  - Historical facts about the island.
  - Geographical location, area, population .
  - Choose any three tribes and write about their lifestyle and culture.
  - Tourism in the island .
5. Represent countries on world political map showcasing different forms of government like monarchy, democracy and dictatorship. (2 countries each)

OR

The word Environment day is celebrated in the month of June every year. Find out more about this day. How and why it is celebrated? (Use A4 size sheet )

6. Prepare a model on:
  - Layers of the interior of the Earth. (Roll no 1-12)
  - Volcano ( Roll no 13-24)
  - Composition of atmosphere ( Roll no 25 onwards)
7. Map work :
  - States and Capitals of India
  - World Map showing the Continents & Oceans
  - Major Rivers of India – Brahmaputra, Satluj, Indus, Ganga, Yamuna, Narmada, Tapi, Godavari, Krishna and Kaveri.

Note- Paste 3-3 maps of each in fair notebook

**AI**

1) Learn Chapter -1 AI - Introduction to Artificial Intelligence

Chapter -4 Basics of App Development with Assignment.

2) Prepare a Flash Cards:

- Roll No.(1-15) – “ Windows Shortcut Keys.
- Roll No. ( 16-30 ) - “ Types of Mouse “
- Roll No.(31 onwards) – “ Python Arithmetic Operators “ ( Page No . 72 )

3) Prepare a PPT on the Topic:

- " Compare Culture and Heritage/Major crops of Haryana and Manipur.”

(Forward on email id [jwc.hhw@gmail.com](mailto:jwc.hhw@gmail.com) as well as take coloured printouts of ppt)

4) Prepare Model on the topic of:

- Roll No.(1-15) – “Wheel Models of Function Keys”
- Roll No. (16-30) - “Laptop”
- Roll No.(31 onwards) – “Working Model of Social Media Logos”

## **GK**

A. Revise following chapters:

- Topic -1 Goddesses and Gods
- Topic -2 Ramayana
- Topic-3 Bhartiya
- Topic-4 Authors and Books
- Topic -5 Current Affairs

B. **Projects**

Write headlines in a separate notebook as follows:

- 1 International News
- 2 State News
- 1 Positive News
- 1 Sports News

C. **File work:**

1. On A4 size sheet write the length of border with 7 neighboring countries of India.
2. On A4 size sheet write about 5 famous places of Rohtak and write few lines about them.

D. **Model / Charts**

- a) Make a model/ wall hanging showing ways to save environment.( Roll no. 1-10)
- b) Make a chart on conservation of water.(Roll no.11 to 20)
- c) Make a chart on any 3 Political parties mentioning their
  - Political party symbols
  - Formation year
  - It's President
  - It's important members (Roll No. 21 onwards)

## **Art and craft**

Do any three activities from the bellow mentioned activities:

- Make a Let's do and Learn Paper cycle from Pg. . No. 41 of your art and craft book.
- Make a beautiful Market Scene from Pg. No.52 of your Art and craft book.
- Make a Paper Mache from Pg. No. 29 of your Art and craft book.
- Make a Dialogue Completion Drawing from Pg. No.44 of your Art and Craft book.



# *John Wesley Convent, Rohtak*

(A New Generation International Sr. Sec. School, Affiliated to C.B.S.E.)

Practice Assignment / Class..... / Section.....

---

Name: \_\_\_\_\_ Roll No.: \_\_\_\_\_ Subject: \_\_\_\_\_

---

## **Q1 Go through the given sentences and identify the adverb.**

1. We have seen this before.
2. The postman comes to her daily.
3. The man repeated the same thing thrice.
4. Your friend called again.
5. Please walk forward.
6. The horse ran away.
7. My brother writes clearly.
8. The army fought bravely.
9. The mangoes are almost ripe.
10. Are you keeping well?

## **Q2.Fill the blanks with correct pronouns.**

1. Shyam is my brother. \_\_\_\_\_ study in the same class
2. Between Ritu and me, \_\_\_\_\_ am the younger one.
3. Do you see this book with my name on it? It is \_\_\_\_\_.
4. Miss Gwen is our new class teacher. \_\_\_\_\_ is very sweet.
5. While cutting vegetables, Mitu cut \_\_\_\_\_.
6. The jury got divided among \_\_\_\_\_.
7. I'm coming too. Please wait for \_\_\_\_\_.
8. Nobody but \_\_\_\_\_ was present.
9. \_\_\_\_\_ book is better than the other.
10. Is the mug \_\_\_\_\_? It was on your table

**Q3 Go through the following sentences and identify the part of speech of the underlined words.**

1. Rohan is not coming today.
2. My mom will be leaving to Bangalore tomorrow.
3. The teacher asked the students to stand.
4. He is my brother.
5. There is a cat under the table.
6. The clothes did not dry as it was raining all night.
7. Heena and her sister dance well.
8. I am wearing a green dress for the party.
9. Oh! That is really sad.
10. She is coming with me.

**Q4. Read the sentences in different tenses and change them into present continuous tense.**

1. He goes to play in the park.
2. COVID affects our lungs.
3. I ate a cheeseburger.
4. The Prime Minister will visit the school.
5. Ram walks to school.
6. The mason was building this tower.
7. Riya spoke at the inter-school competition.
8. The wrestlers fought hard.
9. The cuckoo sings beautifully.
10. Perna left for Dubai.
11. I cleaned my room.
12. We bought a new car.

**Q5. Fill in the blanks with the simple present tense form of the verbs given in brackets**

1. The Principal \_\_\_\_\_ to speak to Raj. (want)
2. The Earth \_\_\_\_\_ around the Sun. (revolve)
3. The baby \_\_\_\_\_ all day. (cry)
4. The flight \_\_\_\_\_ at 8 o'clock in the morning. (leave)
5. What \_\_\_\_\_ so good? (smell)
6. Hema \_\_\_\_\_ badminton every evening. (play)
7. Tony \_\_\_\_\_ to guitar lessons every Sunday. (go)



8. If it \_\_\_\_\_ today, we will get stuck. (rain)
9. The nurse \_\_\_\_\_ of my grandfather. (take care)
10. There \_\_\_\_\_ the topper of our school. (come)
11. I \_\_\_\_\_ up at 7:00 a.m. every day. (get)
12. Amy rarely \_\_\_\_\_ her room. (leave)
13. Cows \_\_\_\_\_ us milk. (give)
14. My granny \_\_\_\_\_ delicious lasagne. (cook)

**Q6. Go through the given passage and change the tense of the verbs into the simple present tense.**

Sam's mother got up at 6 o'clock in the morning. After that, she got fresh and took a shower. Then she prepared breakfast for all of them. She worked very hard to sustain the family. Every day, she went down to the market and sold fruits and vegetables. This way, she earned money for the family and sent her children to school.