




# John Wesley Convent, Rohtak


Summer Vacation Home Work (2024-25)

Class: VIII




## Hurrah!

## Break Time.....



### General Instructions:

- Do your holidays homework in a very neat and tidy manner.
- Do the written work in a separate Notebook.
- Parents should converse most of the time in English with their wards.
- The submission date for the homework for English & Maths is **04/07/2024**.
- The submission date for the homework for Hindi & Science is **05/07/2024**.
- The submission date for the homework for Social Science & Art & Craft is **06/07/2024**.
- The submission date for the homework of IT & GK is **06/07/2024**.



### English

#### Project Work

- Write a Short Play: Write a short play with a specific theme or prompt. You can create characters, dialogue, and stage directions, and even paste pictures related to that. Create this play on A4 Size coloured sheets.( Roll no 1 to 10)
- Design a Literary Magazine: Design a literary magazine featuring your own writing. It can include poems, short stories, essays, artwork, and book reviews. Make this magazine on A4 Size coloured sheets and make it creative by making cover page and also give suitable title to your magazine.(Roll no 11 to 20)
- Newspaper Design: Design a front page for a newspaper, including headlines, images, and articles covering various topics. Do this work by using chart paper and make it creative by using your own ideas.( Roll no 21 to 30)
- Environment sustainability: Create an Album that raises awareness about environmental issues and promotes sustainability. It can include articles on conservation efforts, eco-friendly tips, and profiles of environmental activists. Prepare this album on A4 Size sheets and make it more creative by designing cover page in an eco friendly way.( Roll no 31 onwards)

#### Assignment work:

- Do the Assignment on Parts of Speech, Subject Verb Agreement, Tenses given along with Assignment.

#### Revision Work

- Revise Unit2 Chapter-1(Art Rocks!) , Chapter-2(The Last Stonemason). Read the Chapters thoroughly and underline all parts of speech from the chapter.

- As School Captain of BMC School, you have to write a notice informing the students about an upcoming school tour to Nainital to be held during summer vacation. Write a notice about the same mentioning all the relevant details like cost of the trip, food, sightseeing, lodging, transport etc. Do Notice Writing in your English fair Notebook.

## Hindi

### 1. कक्षा कक्ष में करवाए जा चुके पाठ्यक्रम

पाठ 1 (लाख की चूड़ियाँ), पाठ 2 (बस की यात्रा) कविता 3 (दीवानों की हस्ती), कविता 4 (भगवान के डाकिए) के कठिन शब्द, शब्दार्थ व अभ्यास से संबंधित प्रश्नोत्तरों को ग्रीष्मावकाश पुस्तिका पर लिखिए व याद कीजिए।

व्याकरणपाठ 2 (वर्ण विचार), पाठ 3 (संधि) ,पाठ 4 (शब्द-विचार), पाठ 6 (पर्यायवाची शब्द), अनौपचारिक पत्र लेखन व अनुच्छेद लेखन याद कीजिए।

### 2. भारत की खोज

पाठ 2 (तलाश) पढ़िए व 15 अति लघु प्रश्नोत्तर खोज कर स्क्रेपबुक में लिखिए ।

### 3. अनुक्रमांक के अनुसार चार्ट बनाइए।

- अनुक्रमांक 1 से 10: संधि की परिभाषा उसके भेदों के नाम और उससे संबंधित 10-10 उदाहरण लिखिए।
- अनुक्रमांक 11 से 20: तत्सम-तद्भव से संबंधित 15-15 उदाहरण लिखिए।
- अनुक्रमांक 31 से 42 तक: रूढ़, यौगिक और योगरूढ़ से संबंधित 10-10 शब्द लिखिए।

### 4. पहले 15 पर्यायवाची शब्दों का चार्ट सुंदर लेख में तैयार कीजिए।

### 5. हरियाणा तथा मणिपुर की भाषा, वेशभूषा, नृत्य, विशेष व्यंजन लिखते हुए प्रस्तुति दीजिए ए 3 शीट पर।

### 6. दो अनुच्छेद तथा दो अनौपचारिक पत्र (A3 sheet) पर सुंदर लेख में लिखिए।

## अनुच्छेद:

1. अभ्यास का महत्व
2. काल्ह करें सो आज कर, आज करे सो अब

## पत्र-

1. अपनी बड़ी बहन के विवाह पर अपनी सखी को पत्र लिखकर निमंत्रित कीजिए।
2. अपने छोटे भाई को विद्यालय में सर्वश्रेष्ठ वक्ता घोषित किए जाने पर बधाई -पत्र लिखिए।

## Sanskrit

- कक्षा -कक्ष में कराया गया कार्य पाठ -3 डिजी भारतम् और पाठ-4 सदैव पुरतो निधेहि चरणम् याद कीजिए।
- व्याकरण कार्य शब्द रूप बालक, बालिका धातु रूप खाद्, पठ् और चल लट, लृट, लङ् लकारः संख्या वाचकः (1 से 100 ), सन्धि- स्वर- दीर्घ सन्धिः, यण सन्धि ,पत्र-जन्मदिवस पर मित्र को निमंत्रण पत्र, निबन्ध विद्यायाः महत्त्वम् याद कीजिए।
- अनुक्रमांक 1 से 15 श्रीमद्भगवद्गीता दो श्लोक A3 शीट पर अर्थ सहित लिखिए और याद कीजिए।
- अनुक्रमांक 16 से 30 सदाचार से संबंधित दो श्लोक A3 शीट पर अर्थ सहित लिखकर याद कीजिए।
- अनुक्रमांक 31 से अन्तिम दो सूक्तियां अर्थ सहित A3 शीट पर लिखकर याद कीजिए।

## Maths

1. Revise the following chapters with the help of workbook in practice notebook:
  - Chapter 1(Rational Numbers)
  - Chapter 2(Linear Equations In One Variable)
  - Chapter 3( Understanding Quadrilaterals)
2. Practice Chapter -3 from Workbook in practice notebook. Assignment will be sent on ERP.
3. Read Chapter -4 Data Handling and make notes of Important points in Practice Notebook.
4. Write and learn Tables upto 20 in Practice notebook at least 2 times.

## Project Work

1. Prepare a working model on square and square roots.(Roll no 1-10)
2. Prepare a model on Rational Numbers.(Roll no 11-20)
3. Prepare Double Bar Graph on Thermocol or on Cardboard for the following data:
4. Percentage of toppers of CBSE in 10th and 12th in last 3 years.(20-30)
5. Prepare a Geoboard (Roll no 30 onwards).

## Science

1. Revise syllabus done till date
  - Ch-1 Crop Production and Management
  - Ch-5 Coal and Petroleum
  - Ch-6 Combustion and Flame

## Model Work:

- Roll No. (1 to 5) Solar Cooker: Construct a solar cooker using materials like cardboard, aluminium foil, and a transparent cover (like a plastic sheet or glass). Students can learn about solar energy and how it can be used for cooking by harnessing the power of the sun.

- Roll No. (6 to 10) Electric Motor Model: Build a simple electric motor using a battery, wire, magnet, and coil. Students can explore the principles of electromagnetism and how electrical energy can be converted into mechanical energy to produce motion.
- Roll No. (11 to 15) Greenhouse Model: Create a miniature greenhouse model to demonstrate how greenhouse gases trap heat and contribute to global warming. Students can learn about the greenhouse effect and its impact on climate change.
- Roll No. (16 to 20) Water Purification System: Design and build a model of a water purification system to demonstrate how water can be treated and made safe for drinking. Students can include filtration, sedimentation, and disinfection processes in their model.
- Roll No. (20 to 25) Wind Turbine Model: Construct a model of a wind turbine to demonstrate how wind energy can be converted into electricity. Students can learn about renewable energy sources and the engineering principles behind wind turbine design.
- Roll No. (30 to 35) Voltaic Cell Model: Create a model of a voltaic cell (battery) using common materials like copper and zinc electrodes, salt bridge, and electrolyte solution. Students can learn about electrochemical reactions and how batteries generate electrical energy.
- Roll No. (36 onwards ) Model of the Human Digestive System: Build a model of the human digestive system using materials like clay, tubing, and containers to represent the mouth, esophagus, stomach, small intestine, and large intestine. Students can simulate the digestion process and learn about the role of enzymes and digestive juices.

## **Social Science**

1. Revise the whole syllabus till covered.

## **Geography:**

- Chapter-1 Resources
- Chapter 2 Land , Soil, Water, Wildlife & Natural Vegetation

## **History :**

- Chapter-1 How, When & Where

## **Civics :**

- Chapter 1- The Indian Constitution
  - Chapter 2- Understanding Secularism
  - Chapter 3- Why do we need Parliament?
2. Read the above chapters thoroughly and find out 5-5 MCQ from each chapter.
  3. Make a Dictionary/Booklet presenting five difficult terminologies related to the subject Social Science with all A-Z letters.
  4. Make an attractive album on major Wildlife Species of the 7 continents of the world.

5. Make a visit to the tourism site (Tilyar Lake & Zoo) of Rohtak city. Write a few pages on your fun & educational experience along with pasting 5-6 photographs with your family into your scrapbook.
6. Reach out to the valid news spots & articles published for the ongoing 18th general election scenario and make a project file defining in brief its 7 phrases.
7. Working Model
  - a. EVM machine (Roll no. 1-20)
  - b. Layers of soil (Roll no. 21 onwards)
8. **Map work:**
  - Indian States and Capital (India's political map)
  - India's Neighbouring Countries (India's political map)
  - Continents and Oceans ( World Physical Map)

Note: Practice & paste 3 – 3 maps of each in fair NB

#### **G.K. :**

1. Revise the following topics -
  - Bharat at a Glance
  - First in Bharat
  - Major cities or towns at the bank of rivers
  - Famous institutes
2. Paste the various election symbols of various parties on a chart paper.
3. Create your own manifesto assuming that you are going to be PM of India.
4. Heatwaves every June are going to be the worst per year. Collect the data
  - Reason
  - Consequences
  - ways to be protected

#### **Art & Craft :**

Do any three activities from the bellow mentioned activities:

- Make any one Pet Bottles from Pg . No. 11 of your Art and craft book.
- Make a Musical Instrument from Pg. No.21 of your Art and craft book.
- Make a Papier Mache from Pg. No. 30 of your Art and craft book.
- Make a Tribal Mask Making from Pg. No.29 of your Art and craft book

# AI

## 1. Learn Unit-1 ( Excite )

- Chapter -1 Getting Ready for AI
- Chapter -2 Artificial Intelligence : Types and Techniques
- Chapter -3 Applications of Artificial Intelligence

## 2) Prepare a chart on 1/2 chart sheet:-

- Roll No.(1-15) – “Latest AI Gadgets” (any 6)
- Roll No.(16 -30 ) – “Types of Virus”
- Roll No . (31 onwards ) - “Types of Operating System “

## 3) Prepare a PPT on the Topic :-

" Compare History and a Art and Craft Work of Haryana and Manipur. (Forward on Email id [jwc.hhw@gmail.com](mailto:jwc.hhw@gmail.com) as well as take Printouts of PPT)

## 4) Prepare Model on the topic of:

- Roll No.(1-15) – “ Printer ”
- Roll No.(16 -30) – “Shortcut keys spin wheel ”
- Roll No. ( 31 onwards) -“ Computer Generation “



# *John Wesley Convent, Rohtak*

(A New Generation International Sr. Sec. School, Affiliated to C.B.S.E.)

Practice Assignment / Class...../ Section.....

---

Name: \_\_\_\_\_ Roll No.: \_\_\_\_\_ Subject: \_\_\_\_\_

---

Fill in the blanks in the following sentences taking the best option from the brackets :

1. The quality of the apples (was/were/are/has) not good.
2. Fire and water (do/does/did/done) not agree.
3. Time and tide (wait/waits/waited/waiting) for none.
4. Justice, as well as mercy (allow/allowable/allows/allowing) it.
5. Neither the teacher nor the students (is/am/are/was) in the school.
6. Many a man (has/have/is/are) done so.
7. The news (was/were/had/has) good.
8. The committee (is/are/was/has) divided on one minor point.
9. The United States (is/are/has/have) a big navy.
10. Everyone ran as fast as he (can/could/may/will).

Go through the sentences and change their tenses as directed.

1. The boy speaks the truth. (Present Continuous Tense)
2. Mr Cooper has spoken about Dinosaurs. (Present Perfect Continuous Tense)
3. The boat sailed yesterday. (Simple Present Tense)
4. Amy went to school yesterday. ( Future Continuous Tense)
5. The baby cried for hours. (Present Perfect Continuous Tense)
6. Robert ate all the cookies. (Present Perfect Tense)
7. I have finished my assignment. (Past Perfect Tense)
8. Mr Bert had taught for five years. (Past Perfect Continuous Tense).
9. Dev saw the Prime Minister yesterday. (Future Continuous Tense)
10. Priya shall finish her stitching by then. (Future Perfect Tense)