




# John Wesley Convent, Rohtak


Summer Vacation Home Work (2024-25)

Class :KG



## Hurrah!

## Break Time.....



### General Instructions For The Parents:-

- Help your ward to complete the given holidays homework.
- Encourage your ward to do the colouring work independently.
- Guide your ward to place their belongings in the right place.
- Answer your ward's questions to foster curiosity and learning.
- Explore different colours with your ward to enhance their knowledge.
- Limit the use of mobile devices and TV to protect your child's eyesight.
- Take your child on nature walks to enjoy the outdoors.
- Try to converse in English with them to improve their language skills.
- The submission date for the homework for English & Maths is **04/07/2024**.
- The submission date for the homework for Hindi & Art & Craft is **05/07/2024**.
- The submission date for the homework for General Awareness is **06/07/2024**.

### General Instruction For The Students:-

- Get up early in the morning and go for a walk on your terrace.
- Drink plenty of liquids to stay hydrated.
- Eat lots of green salad and juicy fruits.
- Complete the given work in a separate Three-in-One notebook..



## English

- Write letters Aa - Hh in the notebook (2 pages for each letter).
- "Look and Write" exercise in the notebook (2 pages).
- Match capital to print letters in the notebook (2 pages).
- Dictation practice in the notebook (2 pages).
- Rhymes to Learn:

"We See Leaves"

"Rain Rain Go Away"

"Juicy Juicy Mango"

"Mumma Darling"

## Hindi :

### Written Activities:

- Identify and write swar (अ - ऐ) in the notebook (2 pages each).
- "देखो और लिखो" exercise in the notebook (2 pages).
- श्रुतलेख (dictation) in the notebook (2 pages).
- मिलान करे (matching) in the notebook (2 pages).

### Oral Activities:

Learn the rhymes:

- "उदय ऊट"
- "आम और अनार"
- "फर फर उड़ी पतंग"
- "हंसता हु मैं खिल खिल"

## Maths:

### Written Activities:

- Learn and write forward counting from 1 to 50 in the notebook (2 pages each).
- Count and write (1 to 10) in the notebook (2 pages).
- Draw objects in the notebook (2 pages).
- "What Comes After" (1 to 10) in the notebook (2 pages).

Revision:

- Revise all shapes: Square, Rectangle, Triangle, Circle.

## General awareness :

Revision:

- Revise all colour names.
- Revise shapes.
- Explore new places like parks, temples, and zoos.

Project Work:

- Make cutouts of any five farm animals (Roll no. 1-5).
- Make cutouts of any five junk foods (Roll no. 6-10).
- Make cutouts of any five land transport vehicles (Roll no. 11-15).
- Make cutouts of any five national symbols (Roll no. 16-20).
- Note: Each cutout should be 1/4 of a chart in size.

## Creative Activity:

- Make anyone's "Best out of Waste" project with the help of your parents




# *John Wesley Convent, Rohtak*

(A New Generation International Sr. Sec. School, Affiliated to C.B.S.E.)

Practice Assignment / Class...K.G../ Section.....

Name: \_\_\_\_\_ Roll No.: \_\_\_\_\_ Subject: \_\_\_\_\_

Colour the peacock and decorate it.





# *John Wesley Convent, Rohtak*


(A New Generation International Sr. Sec. School, Affiliated to C.B.S.E.)

Practice Assignment / Class...K.G../ Section.....

Name: \_\_\_\_\_ Roll No.: \_\_\_\_\_ Subject: \_\_\_\_\_

Colour the shapes according to the given colour code.

Colour the triangles green, the ovals orange, the squares blue, the diamonds red, the circles yellow and the rectangles brown.






# *John Wesley Convent, Rohtak*

(A New Generation International Sr. Sec. School, Affiliated to C.B.S.E.)

Practice Assignment / Class...K.G../ Section.....

Name: \_\_\_\_\_ Roll No.: \_\_\_\_\_ Subject: \_\_\_\_\_

**Make your own Summer Fruit Basket, draw your favourite fruits in fruit basket and colour them.**





# John Wesley Convent, Rohtak



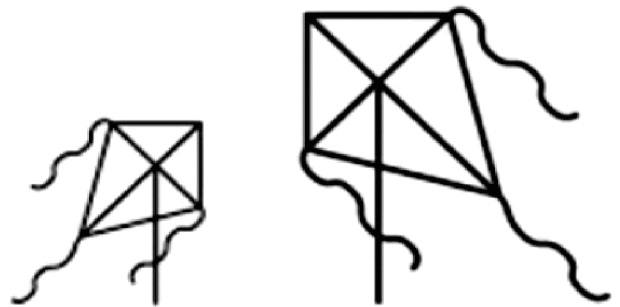
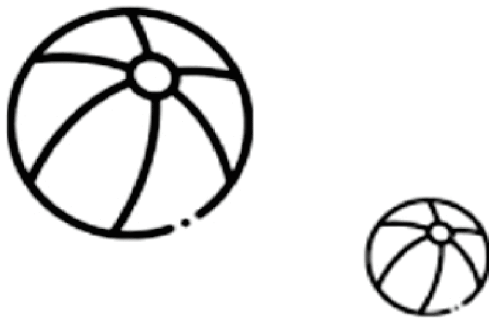

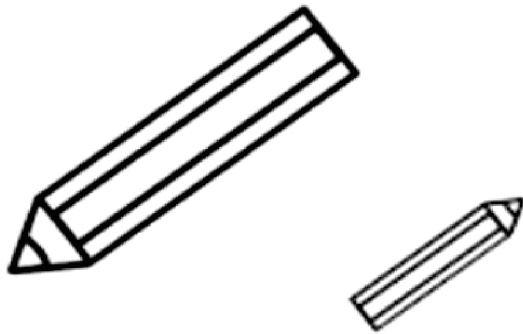
(A New Generation International Sr. Sec. School, Affiliated to C.B.S.E.)

Practice Assignment / Class...K.G.../ Section.....

Name: \_\_\_\_\_ Roll No.: \_\_\_\_\_ Subject: \_\_\_\_\_

## Big Or Small

Colour the **BIG** objects with Red colour and small objects with **Blue** colour







# John Wesley Convent, Rohtak

(A New Generation International Sr. Sec. School, Affiliated to C.B.S.E.)

Practice Assignment / Class...K.G../ Section.....

Name: \_\_\_\_\_ Roll No.: \_\_\_\_\_ Subject: \_\_\_\_\_





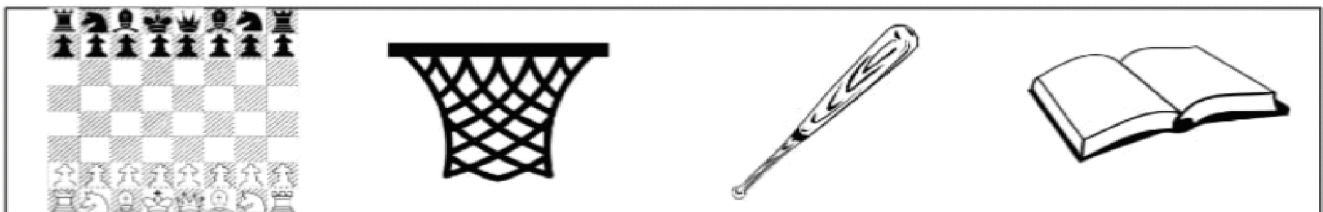

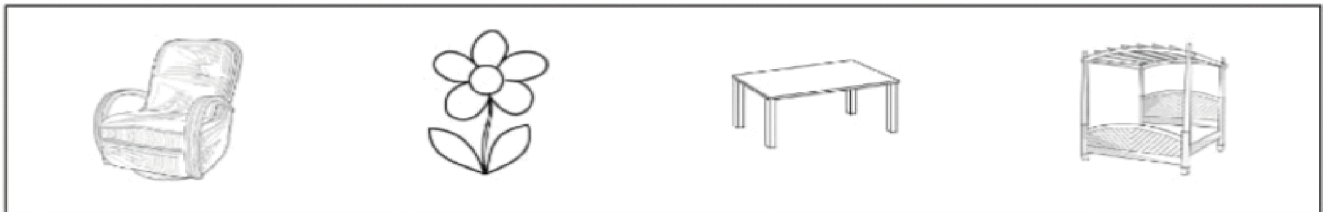
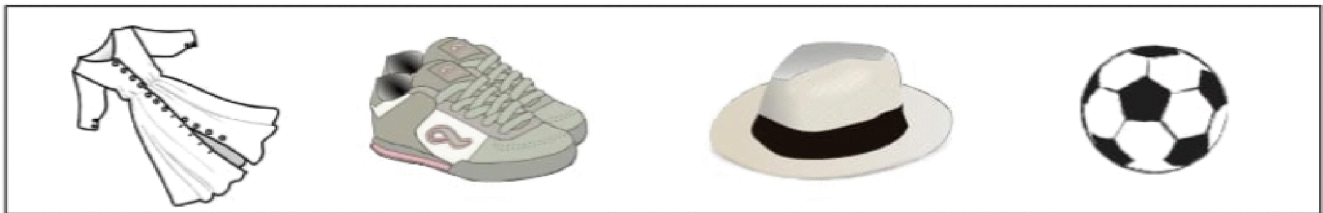
# John Wesley Convent, Rohtak

(A New Generation International Sr. Sec. School, Affiliated to C.B.S.E.)

Practice Assignment / Class...K.G../ Section.....

Name: \_\_\_\_\_ Roll No.: \_\_\_\_\_ Subject: \_\_\_\_\_

Find the odd one in the group







# John Wesley Convent, Rohtak

(A New Generation International Sr. Sec. School, Affiliated to C.B.S.E.)

Practice Assignment / Class...K.G../ Section.....

Name: \_\_\_\_\_ Roll No.: \_\_\_\_\_ Subject: \_\_\_\_\_

**Good Manners are the TREASURE**

**Colour the given picture :**

