



John Wesley Convent, Rohtak


Summer Vacation Home Work (2019-20)

Class : 1



Hurrah!

It's Break Time.....



General Instructions For The Parents:-


- Help your ward to complete the given assignment.
- Let your ward to do the colouring work himself / herself.
- Guide your ward to place his/ her belongings at right place.
- Try not to avoid questions put up by your ward.
- Try to explore his / her knowledge about different colours.
- Using Mobile or Watching T.V. for too much time is harmful for the eye-sight of the child.
- Do your holidays homework in a very neat and tidy manner.
- Do the written work in separate notebook.
- Parents should converse most of the time in English with their wards.
- Submission date for the assignment is **3rd July 2019**.

General Instruction For The Students:-

- Get up early in the morning and go for a walk.
- Drink plenty of liquid to beat the heat.
- Eat lots of green salad and juicy fruit.

Note:- The school will remain closed from **27th May, 2019** to **30th June, 2019** and will reopen from **1st July 2019**.

- **Do the practice work in separate notebook.**
- **All the work should be done in a very neat and tidy manner.**



English:

1. Make colourful word wall displays of difficult words of
Ch-4 (Roll No. 1 to 8)
Ch-5 (Roll No. 9 to 16)
Ch-6 (Roll No. 17 onwards)
2. Collect pictures of community helpers and their tools and paste 10 pictures on $\frac{1}{2}$ chart paper
(Roll No. 1 to 8)
3. Make a poster on Cleanliness. (Roll No. 9 to 16)
4. Prepare 1 stick puppet of any helper you are helped by (Roll No. 17 onwards)

5. Read 1 page of Student's Book daily.
6. Learn conversation questions.
7. Complete the given assignments.

E.V.S.:

1. Write atleast 3 safety rules that should be followed at home. (Roll No. 1 to 8).
2. Paste picture of any 4 objects that are present in your classroom. Write down one sentence about each object. (Roll No. 9 to 16).
3. List the places that are present in your neighbourhood. Find out how they are useful to you.
4. Make traffic signal using cardboard. (Roll No. 17 onwards)
5. Make colourful word wall displays of difficult words of: Ch-5, 6 and 7.
6. Revise Ch-3 from Students's Book and Workbook and Note book.

Maths:

1. Make a chart of different names of addition and understand them. (e.g. Plus, Total, Sum, Join).
2. Make a chart of Addition Fact 1 to 3 on a Full Chart (By using any object, Rajma beans, Ice-Cream Sticks.) Take help from Note Book.
3. Do practice of Ch-2.

Hindi:

1. सभी मात्राओं का अभ्यास करें।
2. दिया गया अभ्यास कार्य करें (मात्राएँ)।
3. (अनुक्रमांक 1 से 8) अँगूठे की छाप से 10 चीजें बनाएँ।
4. (अनुक्रमांक 9 से 16) चाँद की विभिन्न आकृतियाँ 1/2 चार्ट पर चिपकाएँ।
5. (अनुक्रमांक 17 से आगे) दस फलों के चित्र 1/2 चार्ट पर चिपकाएँ।

G.K.:

1. Paste 10 pictures of each of the following on 1/2 chart.
 - Famous monuments (Roll No. 1 to 8)
 - Sports Personalities (Roll No. 9 & 16)
 - Cartoons Characters (Roll No. 17 onwards)
2. Learn all the topics done in notebook.

Art & Craft:

1. Make a thanks giving card to wish for your father on Father's day Occasion.
2. Make a photo frame with waste material. (Roll No. 1 to 8).
3. Make a pen stand with waste material. (Roll No. 9 to 16).

I am a _____ (boy/girl)

My name is _____

I am _____ years old

My father's name is Mr. _____

My mother's name is Mrs. _____

I live in _____

I study in _____ class.

My school name is _____

My class teacher's name is _____

My friend's name is _____

My favourite game is _____

My date of birth is _____

My father's mobile number is

--	--	--	--	--	--	--	--	--	--


My mother's mobile number is

--	--	--	--	--	--	--	--	--	--

Paste a
Passport
size
photograph



Try to make a list of rhyming words on our own



Match to make pair of words which go together

bat

towel

chair

lock

stars

moon

pillow

table

soap

eraser

key

ball

pencil

bag

book

window

door

bed

जॉन वेरने कॉन्वेन्ट, रोहतक
अभ्यास कार्य

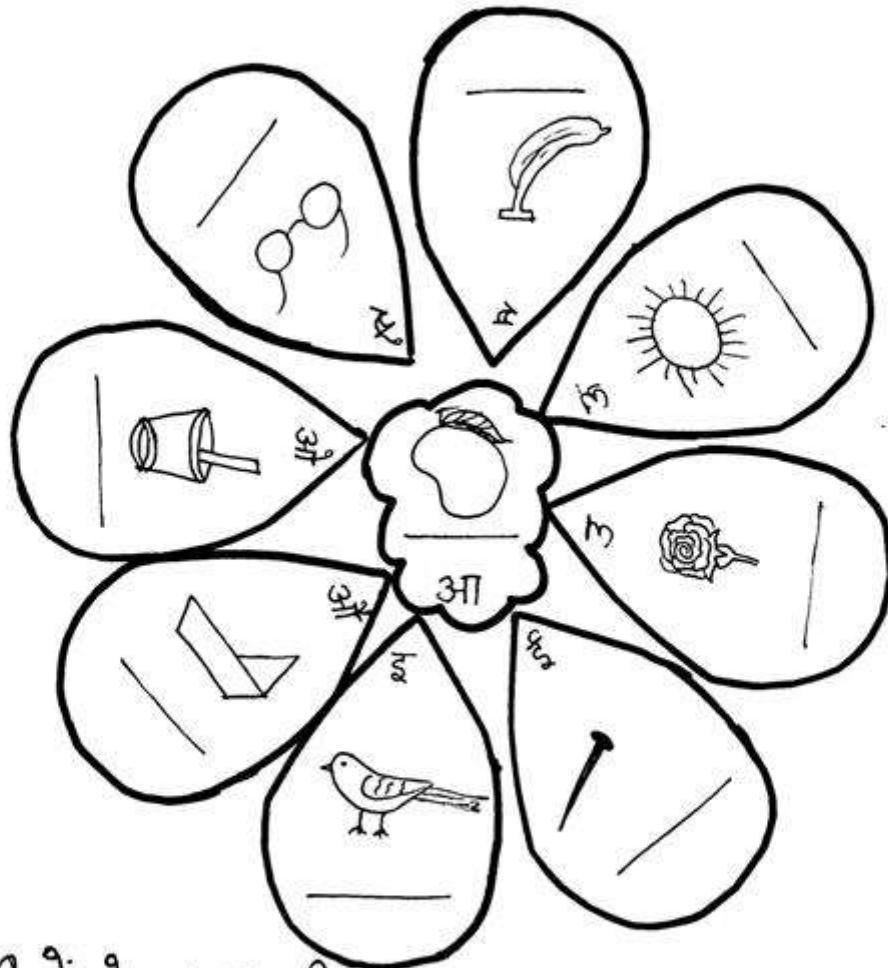
विषय : हिन्दी
पाठ : आ से औ तक मात्रा

नाम

कक्षा : पहली

प्राप्तांक

क



ख. महीनों के नाम पढ़िए -

जनवरी	फरवरी	मार्च	अप्रैल
मई	जून	जुलाई	अगस्त
सितंबर	अक्टूबर	नवंबर	दिसंबर

रेखांकित शब्द पर मात्रा लगाएँ-

त ि ी की मात्रा लगाएँ।

आ (ट)	इ (ि)	ई (ी)
च_दर	_कताब	मकड़_
कमल_	_गलास	पप_ता
स_गर	ड_लथा	बकर_
तलव_र	त_कथा	पस_ना

सहल-

मन्न-र

ऊ (ू)	ऊ (ू)	ए (ै)
बगला	उल्ल_	मजार_
प_ल	भाल_	बरुली
बलबल	बदब_	धाग_
करती	मुलीं	सपुरा

सबन

मजबूत

ऐ (ै)	औ (ौ)	औ (ै)
कद	मन_ज	ग_रव
फुशन	ब_तल	अ_लाद
ततथा	ट_करी	सर_ता
विपुला	चकर_	च_राहा

जनपूर

कच_ड-

Do you know what is my favourite...

My favourite game is _____

My favourite book is _____

My favourite friend is _____

My favourite biscuit is _____

My favourite animal is _____

My favourite place is _____

My favourite bird is _____

My favourite water animal is _____

My favourite car is _____

My favourite cartoon channel is _____

My favourite colour is _____

My favourite eatable is _____

My favourite fruits is _____

My favourite drink is _____