



John Wesley Convent, Rohtak


Summer Vacation Home Work (2026-27)

Class: VI



Hurrah!

Break Time.....



General Instructions:

- Do your holidays homework in a very neat and tidy manner.
- Do the written work in a separate Notebook.
- Parents should converse most of the time in English with their wards.
- The submission date for the homework for English, Maths, Social Science & IT is **01/07/2026**.
- The submission date for the homework for Hindi, Science, Sanskrit, Reasoning, Art & Craft & GK is **02/07/2026**.



English

Project Work

For Roll No. 1 to 9 - Types of Sentences Activity

- Write neatly and creatively:
- 5 Declarative Sentences, 5 Interrogative Sentences, 5 Imperative Sentences, 5 Exclamatory Sentences
- Use proper punctuation marks, colourful headings, borders, and neat presentation.

Roll No. 10 to 20 - Vocabulary Scrapbook

- Collect 20 interesting English words from newspapers, storybooks, magazines, or advertisements.
- For each word write:
- Meaning, Parts of Speech and one meaningful sentence
- Decorate your scrapbook attractively with colours, pictures, and creative designs.

Roll No. 21 onwards - Grammar Collage

- Make a beautiful and creative collage based on:
- Nouns, Pronouns and Types of Sentences. Use pictures, cut-outs, colourful headings to make your collage attractive and informative.

Common Activity for All students

- Imagine a World where carbon suddenly disappeared for one day. Write a creative paragraph on A4 Size sheet in 100 words describing changes in plants, clothes or people.

Reading and Learning work:

- Learn and Read the following chapters carefully
Unit 1: Chapter 1(The Bottle of Dew), Chapter 2 (The Raven and The Fox), Chapter 3 (Rama To The Rescue)
 - ❖ Underline all the Nouns and Pronouns in the chapters and write their types.
 - ❖ Learn all the book exercises and Question–Answers thoroughly.
 - ❖ Frame at least 5 questions from each chapter and write them neatly in the English Practice Notebook.
- Revise the following topics thoroughly:
 - ❖ Nouns, Pronouns, Adjectives and Types of Verbs
- Learn the notes, rules, and examples of all topics.
- Complete the given worksheet neatly in English Practice Notebook.

Hindi

- 1 “कार्बन के लाभ” विषय पर जानकारी एकत्रित कीजिए तथा उसका उपयोग क्यों किया जाता है, यह A4 शीट पर सुंदर लिखावट में लिखिए।
- 2 निम्नलिखित उपविषयों पर गूगल से जानकारी लेकर TLM (Teaching Learning Material) प्रस्तुति तैयार कीजिए –
अनुक्रमांक 1–10 : विशेषण
अनुक्रमांक 11–20 : संज्ञा के भेद
अनुक्रमांक 21 से 30 : पर्यायवाची शब्द
- 3 राष्ट्रीय ध्वज, प्रातः काल की सैर, सच्चा मित्र पर 12 पंक्तियां अपनी अभ्यास पुस्तिका में लिखिए
- 4 विद्यार्थी प्रतिदिन अखबार अथवा बुक रीडिंग करें और पांच नए शब्द अर्थ लिखकर अपना मिनी शब्दकोश /डिक्शनरी तैयार करें।
- 5 पाठ 1 (एक मातृभूमि), पाठ 2 (गोल), पाठ 3 (पहली बूंद), के कठिन शब्द, शब्दार्थ, अभ्यास प्रश्नोत्तर व अभ्यास पुस्तिका कार्य का अध्ययन कर लेखन अभ्यास कीजिए।
- 6 उत्तर पुस्तिका व अभ्यास पुस्तिका में लिखवाए गए व्याकरण उपविषय पर्यायवाची, विलोम, वाक्यांश, वचन व शुद्ध का उचित वर्तनी युक्त शब्द लेखन अभ्यास कीजिए। अशुद्ध

Maths

Practice Work:

1. Revise from students book and work book both in practice notebook.
 - Chapter -1 Pattern in Mathematics
 - Chapter - 2 Lines and Angles
2. Write (and learn also) tables up to 25 in your practice notebook. (3 times)
3. Do the given assignments

Model Work:

Roll No (1-12)

- Prepare a model on Different types of graph. Following link can help you
<https://youtu.be/M1xgifHAcYw?feature=shared>
<https://youtube.com/shorts/iPFoQXbFHhU?feature=shared>

Roll No (13-24)

- Prepare a Model on different types of angle . Following link can help you
<https://youtu.be/30Pyd42JyKA?feature=shared>

Roll No (25 onwards)

- Prepare a model on Indian System and International system of numeration. Following link can help you
https://youtu.be/ewvF_nV5u2w

Common Project for All students

- Draw a chart showing all the world’s carbon emissions. Following link can help you
<https://share.google/VohLy2ER9H87XJ6xp>

Science

1.Revise the syllabus done till date:

- Chapter 1 – The Wonderful World of Science
- Chapter 2 – Diversity in Living World
- Chapter 6 – Material Around Us

2. Carbon-Based Activities

(Roll No. 1 to 15) – Carbon in Daily Life Collage

- Make a collage showing things that contain carbon.
- (Add pictures like food, wood, fuels, pencil, plastic, etc., and write 1–2 lines below each.)

(Roll No. 16 onwards) – Carbon Cycle Drawing

- Draw a neat diagram of the carbon cycle.
- (Show plants, animals, air, and soil with proper labels and arrows.)

3. Science Models

Roll No.: 1 – 8 Magnetic Crane Model

Roll No.: 9 – 16 Rainwater Harvesting Model

Roll No.: 17 – 24 Hydraulic Lift Model

Roll No.: 25 onwards Friction Model (Compare movement on Smooth vs Rough Surface)

Social Science

1 Revise the whole syllabus done till now.

- Chapter 1 Locating places on earth
- Chapter 2 Oceans and continents
- Chapter 4 Timeline and sources of history
- Chapter 9 Family and community

2 Read the chapter thoroughly and find out 5-5 MCQs from each chapter and write them in a separate notebook.

3 Make a 3D Model on heat zones .

Or

Make a chart on symbols that are commonly used in maps.

4 **Common Activity for All students** - Make a chart on Forms of Carbon We Use Daily

- Show: 5 items in a row – Pencil lead, Diamond ring, Coal piece, Chalk, Plastic bottle
- Label: Graphite, Diamond, Coal, Limestone, Plastic – all have carbon
- Add: Tag “Carbon is in many forms – soft to hard”

5 (Roll no 1-18) Make a chart on community helpers street.

(Roll number 18 onwards) Make a chart on Manuscript Vs Inscription: then Vs now

6 **Map Work**

- On an outline map of India, locate Indian states and capital.
- On the word physical map mark all Oceans and continent.(Paste and fill it in separate notebook)

Sanskrit

- प्रतिदिन संस्कृत पाठ्यपुस्तक का अध्ययन कीजिए ।
- कक्षा -कक्ष में कराया गया कार्य शब्दार्थ ,हिंदी अर्थ व अभ्यास कार्य याद कीजिए
प्रथम: पाठ : वयम् वर्णमालां पठामः (शब्दार्थ)
द्वितीय: पाठ: संयुक्त- व्यञ्जानि(शब्दार्थ और वर्ण- वियोगः)
तृतीय :पाठ :एष :कः ?(एषा का? एतत् किम् ?)
- व्याकरण कार्य- शब्द रूप बालक (अकारान्तः पुल्लिङ्ग)
धातु रूप – पठ् (पढ़ना), पिब् (पीना) लटलकार (वर्तमानकाल)
संख्यावाचक शब्द 1 से 10, वासरः (दिनों के नाम), संबंध सूचक शब्द हिंदी व संस्कृत में अलग उत्तर पुस्तिका में लिखकर याद कीजिए ।
- A3 शीट पर सुंदर लिखावट में लिखिए
- ❖ अनुक्रमांक 1 से 10 वासरः (दिनों के नाम)
- ❖ अनुक्रमांक 11 से 20 संख्यावाचक शब्द (1 से 10)
- ❖ अनुक्रमांक 21 से 30 संबंध सूचक के नाम
- कार्बन विषय पर एक सुंदर चित्र बनाकर चार वाक्य सरल संस्कृत शब्दों में लिखिए । पेंसिल , हीराअथवा वृक्ष का रंगीन चित्र बनाइए ।
- प्रतिदिन गायत्री मंत्र का सस्वर उच्चारण कीजिए ।

GK

1. **Revise the Following Topics**

- Bharat at a Glance
- India's National Symbols
- Current Affairs of April and May
- Bhartiya religion
- Books and authors

2. **Prepare a Current Affairs Scrapbook**

- Collect and paste 10 interesting current affairs/news headlines from the months of May and June.
- Include news from: Sports, Science, Politics, Environment, Entertainment, Technology
- Decorate your scrapbook neatly with pictures and headings.

3. **Amazing Indian's sports Achievements**

Write about any 5 amazing achievements of India in sports.

- Name of the achiever, Year (if possible), 5–6 lines explaining it, A related picture/drawing

4. **Special Task**

Slogan writing on Reducing Carbon Emission (Roll no. 1-20)

- Use an A4 sheet or Chart paper.
- Use colourful pens, borders, and small drawings to decorate your work.

- The slogans should be: Short, Creative, Meaningful Easy to understand
- Students may also add related pictures or eco-friendly symbols.

Poster Making (Roll no. 21 onwards)

- Use an A4 sheet/chart paper.
- Draw a colourful and creative poster.
- Add one meaningful slogan.
- Keep the poster neat and attractive.

IT

1 Learn Ch- 1,2,6

2 Prepare a chart on topics :-

- (Roll no. 1 -15) Uses of Google Drive, One Drive, iCloud with picture
- (Roll no. 16- 30) Various types of High Level Programming Languages with Logos & their description
- (Roll no. 31 onwards) Any 10 Shortcut keys of Ms Excel with explanation

3 Prepare a model on :-

- (Roll no. 1 -15) Alexa
- (Roll no. 16- 30) AI Tools
- (Roll no. 31 onwards) Types of mouse

4 Prepare a PPT (3 slides) on the topic "Carbon & Computer Hardware" and get either coloured or black & white printouts

Art and Craft

- Prepare a chart on "Sources of Carbon" with pictures.
- Sketch objects made from carbon fibre or graphite.

Craft Work

- Make a 3D model of the Carbon Cycle using waste material.
- Create eco-friendly craft items from old newspapers.

Required Material - Pictures, old newspapers, cardboard, colours, markers, glue, scissors.

Reasoning

Practice 20 questions each of the following topics in a separate Notebook.

- Coding -Decoding
- Analogy



John Wesley Convent, Rohtak

(A New Generation International Sr. Sec. School, Affiliated to C.B.S.E.)

Practice Assignment / Class..... / Section.....

Name: _____ Roll No.: _____ Subject: _____

Identifying the Vertex and Arms

L151

Identify the vertex and arms that form each angle.

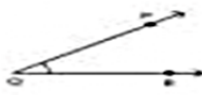
31



Vertex: _____

Arms: _____

32



Vertex: _____

Arms: _____

33



Vertex: _____

Arms: _____

41



Vertex: _____

Arms: _____

51



Vertex: _____

Arms: _____

61



Vertex: _____

Arms: _____

71



Vertex: _____

Arms: _____


81



Vertex: _____

Arms: _____

91



Vertex: _____

Arms: _____

Naming Angles using Three Points

Sheet 1

Use all the three points and name each angle.

1)



2)



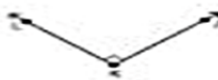
3)




4)



5)




6)



7)



8)



9)



10)



11)



12)





John Wesley Convent, Rohtak

(A New Generation International Sr. Sec. School, Affiliated to C.B.S.E.)

Practice Assignment / Class..... / Section.....

Name: _____ Roll No.: _____ Subject: _____

Complete the patterns:

1. 2, 4, 6, _____, _____
2. 100, 90, 80, _____, _____
3. 5, 10, 20, _____, _____
4. 1, 3, 6, 10, _____, _____
5. 50, 55, 60, _____, _____
6. 10, 20, 30, _____, _____
7. 64, 32, 16, _____, _____
8. 121, 144, 169, _____, _____
9. 1000, 900, 800, _____, _____
10. 1, 4, 9, 16, _____, _____
11. 3, 6, 12, 24, _____, _____
12. 81, 72, 63, _____, _____
13. 7, 14, 28, _____, _____
14. 10, 20, 40, _____, _____
15. 5, 25, 125, _____, _____
16. 8, 6, 4, _____, _____
17. 2, 5, 10, 17, _____, _____
18. 1, 11, 111, _____, _____
19. 2, 3, 5, 8, 12, _____, _____
20. 13, 26, 39, _____, _____
21. 90, 80, 70, _____, _____
22. 1, 2, 4, 7, 11, _____, _____
23. 15, 30, 60, _____, _____
24. 121, 100, 81, _____, _____
25. 200, 400, 600, _____, _____
26. 100, 50, 25, _____, _____
27. 3, 9, 27, _____, _____
28. 10, 30, 60, 100, _____, _____
29. 6, 12, 18, _____, _____
30. 1, 2, 6, 24, _____, _____ (Hint: $1, 1 \times 2 = 2, 1 \times 2 \times 3 = 6, 1 \times 2 \times 3 \times 4 = 24$)
31. 11, 22, 44, _____, _____
32. 5, 15, 45, _____, _____
33. 4, 16, 64, _____, _____
34. 9, 18, 36, _____, _____
35. 1, 8, 27, 64, _____, _____ (Hint: Cubes)



John Wesley Convent, Rohtak

(A New Generation International Sr. Sec. School, Affiliated to C.B.S.E.)

Practice Assignment / Class..... / Section.....

Name: _____ Roll No.: _____ Subject: _____

Section A – Nouns

Underline the nouns and state their kinds.

1. The soldier showed great bravery during the battle.
2. Neha visited Jaipur with her family last summer.
3. The crowd cheered loudly in the stadium.
4. Wisdom is more valuable than money.
5. The committee arranged a meeting for the parents.

Section B – Pronouns

Identify the pronouns in the following sentences.

1. She completed her homework on time.
2. They went to the museum yesterday.
3. I helped him carry the bags.
4. We enjoyed ourselves at the picnic.
5. This is my favourite book.

Section C – Types of Sentences

Identify the type of each sentence.

(Declarative / Interrogative / Imperative / Exclamatory)

1. Please maintain silence in the library.
2. What a wonderful performance it was!
3. Did you complete your project?
4. The children are playing in the garden.
5. Alas! The bird is injured.

Section D – Change the Type of Sentences

1. The sunset is very beautiful. (Change into Exclamatory)
2. Open the window. (Change into Interrogative)
3. How intelligent the girl is! (Change into Declarative)
4. Are you coming to the party? (Change into Declarative)
5. Please help the poor. (Change into Exclamatory)

Section E – Multiple Choice Questions

1. Which of the following is an Abstract Noun?
a) Chair b) Honesty c) School d) Team
2. Which word is a Pronoun?
a) Quickly b) River c) They d) Bright
3. "Keep your books properly." is a/an:
a) Declarative sentence b) Exclamatory sentence c) Imperative sentence
4. The second form of "write" is:
a) written b) wrote c) writing d) writes
5. Which of the following is a Collective Noun?
a) Army b) Boy c) Delhi d) Joy